

The Well-Rounded Education Access Report

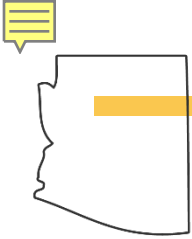
Using Arts and Physical Education Data to Drive Your Decision-Making Process



Title IV-A

**Keri Schoeff- Title IV-A Safe, Healthy & Active
Students Specialist**

**Julie Weissberg- Title IV-A Arts Education
Specialist**



To ensure that all children receive a high-quality education, and to close the achievement gap between children meeting the challenging State academic standards and those children who are not meeting such standards, each local educational agency plan shall describe— (1) how the local educational agency will monitor students' progress in meeting the challenging State academic standards by—

(A) developing and implementing a well-rounded program of instruction to meet the academic needs of all students – ESSA Sec 1112

WELL-ROUNDED EDUCATION.—The term “well-rounded education” means courses, activities, and programming in subjects such as English, reading or language arts, writing, science, technology, engineering, mathematics, foreign languages, civics and government, economics, *arts*, history, geography, computer science, music, career and technical education, health, *physical education*, and any other subject, as determined by the State or local educational agency, with the purpose of providing all students access to an enriched curriculum and educational experience- ESSA Sec 8201

Well- Rounded Education

ESSA Statutory Language



December 10, 2015 – President Obama signs the Every Student Succeeds Act, a bipartisan bill that will help make sure every student is prepared to succeed in a 21st century economy.

- Well Rounded education appears as a student's civil right
- Over 10 different federal funding sources that could be used to fund Arts & Physical Education
- First time in our Nation's history that Arts and Physical Education are named in a meaningful way in Education Law.

Well-Rounded Education: A Student Civil Right



ENHANCED FLEXIBILITY: AN OPPORTUNITY TO SUPPORT STUDENT-CENTERED PROGRAMS & WELL-ROUNDED EDUCATION

- Improving access to foreign language instruction, arts, and music education
- Social emotional learning (SEL) programs and interventions
- Supporting college and career counseling, including providing information on opportunities for financial aid through the early FAFSA
- Providing programming to improve instruction and student engagement in science, technology, engineering and mathematics (STEM), including computer science, and increasing access to these subjects for underrepresented groups
- Promoting access to accelerated learning opportunities including Advanced Placement (AP) and International Baccalaureate (IB) programs, dual or concurrent enrollment programs and early college high schools for identified low-income students
- Strengthening instruction in American history, civics, economics, geography, government education, and environmental education

In general, an LEA may use funds under section 4107 for any program or activity that supports student access to and success in well-rounded educational experiences.



Arizona Administrative Code R7-2-301

Students shall demonstrate competency as defined by the State Board-adopted academic standards, at the grade levels specified (K-8), in the following required subject areas. District and charter school instructional programs shall include an ongoing assessment of student progress toward meeting the competency requirements.

These shall include the successful completion of the academic standards in at least reading, writing, mathematics, science and social studies, as determined by district and/or statewide assessments.

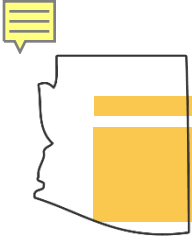
1. English language arts;
2. Mathematics;
3. Science;
4. Social Studies; including civics;
5. The Arts, which may consist of two or more of the following: visual arts, dance, theatre, music, or media arts;
6. Health/Physical Education

Collaboration through Collective Impact

Title IV-A

- Arts Education
 - Dance
 - Media Arts
 - Music
 - Theatre
 - Visual Arts
- Physical Education





Cycle 4 Desktop Monitoring Process

During Your Cycle 4 Visit a Title IV-A Specialist Will:

- Complete the Cycle 4 desktop review to ensure that Title IV-A programs are compliant
- Complete the Well-Rounded Education Access Report using the Arts and Physical Education Data Dashboards
- Discuss any additional supports and recommendations with the LEA regarding Well-Rounded Education access for students



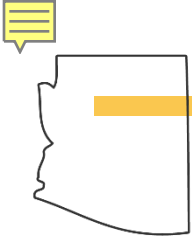
Arizona Department of Education Cycle 4 Well Rounded Education Access

Desktop Review



LEA Name:		Date(s) of Visit:	
Title IV-A Specialist:		County: Maricopa	CTDS:
Arts and Physical Education Data School Year: 2020-2021			
Fiscal Summary			
FY21 Total Title IV-A Allocation/Amount spent:			
\$			
Did the LEA transfer any funds to another funding source? <input type="checkbox"/> Yes <input type="checkbox"/> No			
If transferred, where were Title IV-A funds transferred to?			
Title I	<input type="checkbox"/> Yes <input type="checkbox"/> No		
Title II	<input type="checkbox"/> Yes <input type="checkbox"/> No		
Title V (RLIS)	<input type="checkbox"/> Yes <input type="checkbox"/> No		





1. Data Reporting:

For this section, Title IV-A staff will be pulling LEA student course enrollment data as reported to the Arizona Department of Education. Information is displayed through the Arizona [Arts Education Data Dashboard](#) and [Physical Education Data Dashboard](#)

Arts Education Enrollment for the LEA	
Total School Enrollment	
Percentage of Arts Education Enrollment	

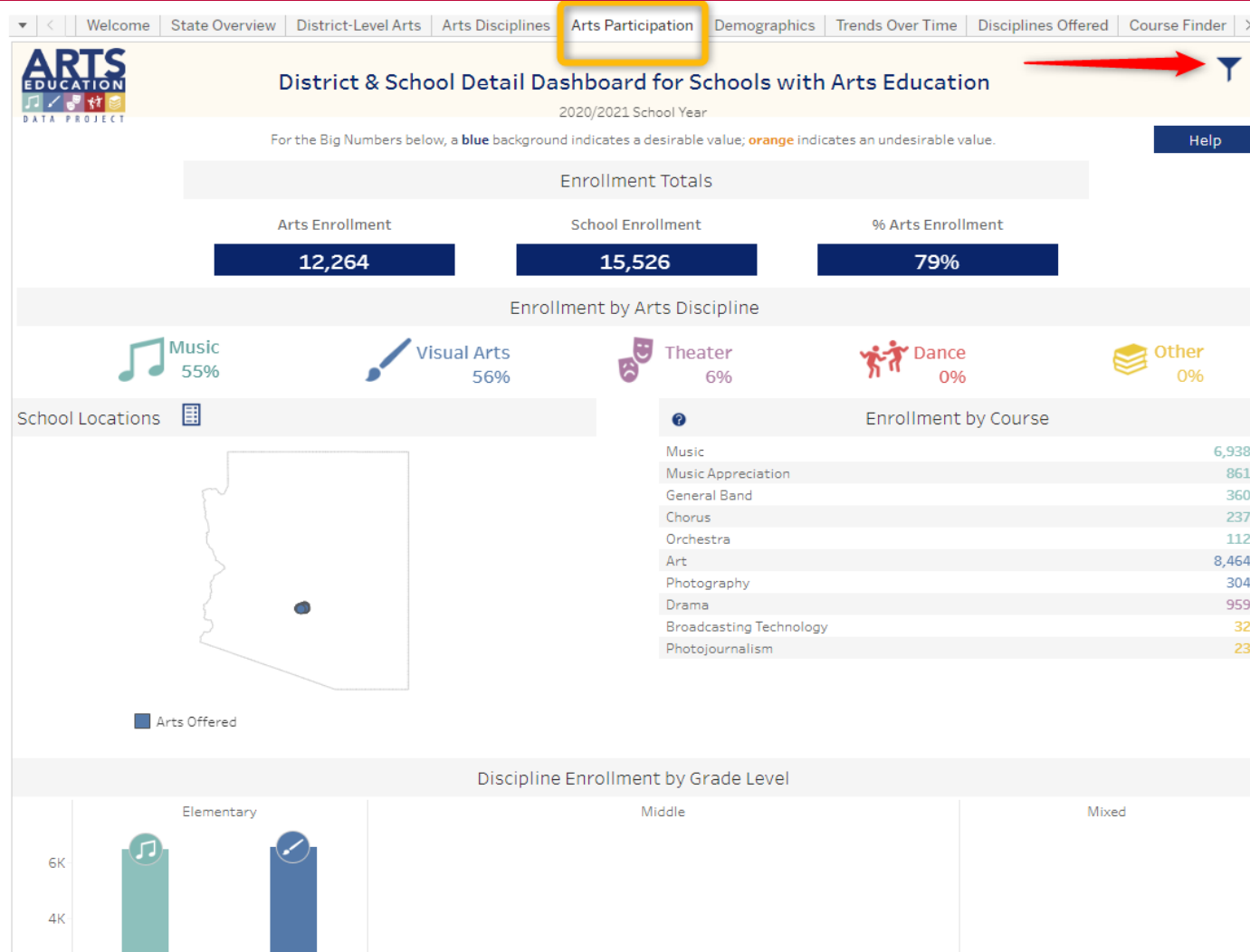
Arts Enrollment by Artistic Discipline:

Music	
Art	
Theatre	
Dance	
Other	

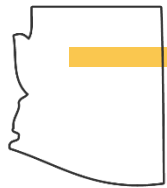
Physical Education Enrollment:

Physical Education Enrollment for the LEA	
Total School Enrollment	
Percentage of Physical Education Enrollment	

Arts Education Data Dashboard



- Find the **Arts Participation** page
- Click on the **Filter** button on the top right-hand corner and select your county and district.



Exploration Time!

1. Find your LEA
2. What is the **overall Arts enrollment percentage** for your LEA? Does that seem accurate?
3. Which **Artistic Disciplines** are being offered? Does that seem accurate?

Put any questions you have in the chat

Participation | Demographics | Trends Over Time | Disciplines Offered | Course Finder >

Arts Education

Enrollment in All Districts (60%)

Schools

School-Majority

Hispanic	870	sch
Native American	96	sch
No Majority	450	sch
Other	15	sch
White	730	sch

Free and Reduced Lunch

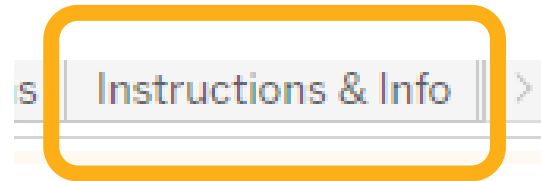

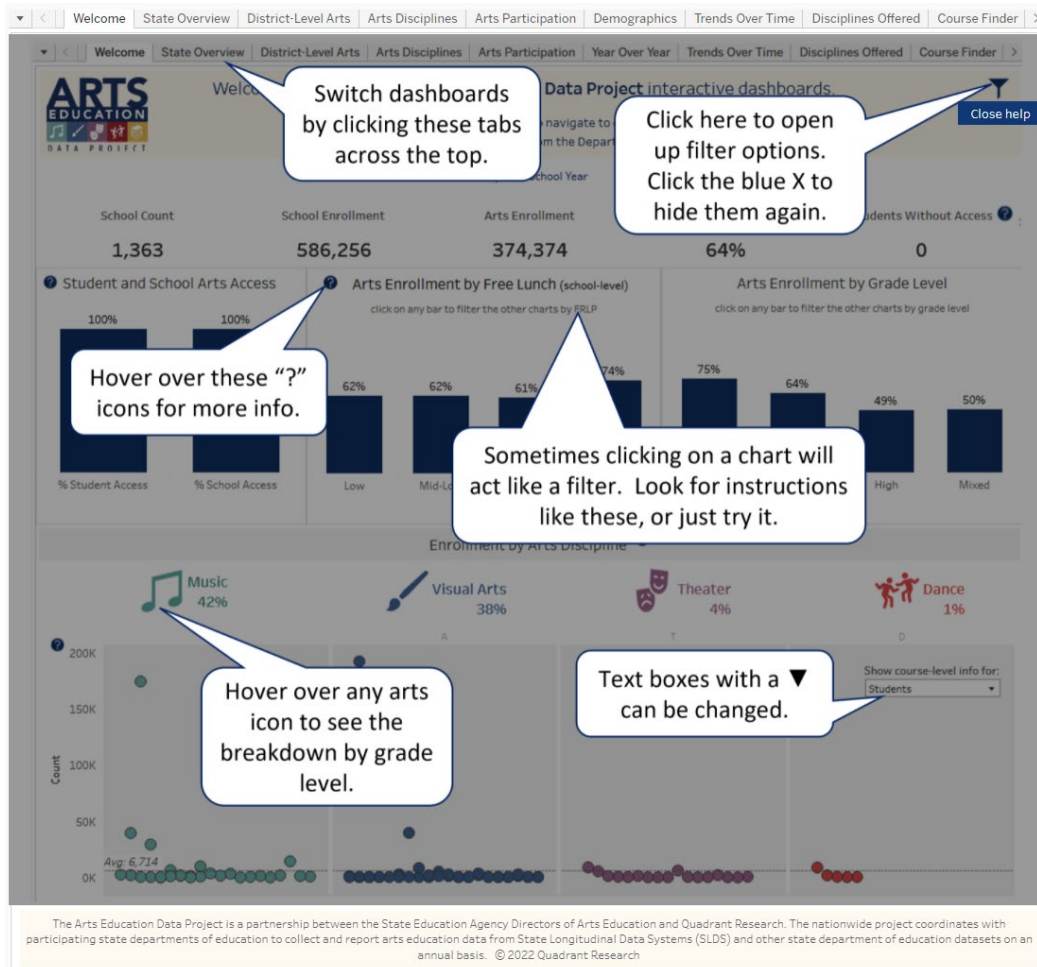
Low	901	sch
Mid-Low	504	sch
Mid-High	414	sch
High	342	sch

type to search here

- (All)
- A Center for Creative Education (79457)
- A+ Charter Schools (1000166)
- Academy Del Sol Inc. (90199)
- Academy of Building Industries Inc. (85540)
- Academy of Mathematics and Science Inc. (79961)
- Academy of Mathematics and Science Inc. (92768)
- Academy of Mathematics and Science South Inc. (90878)
- Academy of Tucson Inc. (78897)
- Academy with Community Partners Inc (79213)
- Accelerated Elementary and Secondary Schools (6364)
- Accelerated Learning Center Inc. (4297)
- Acclaim Charter School (4325)
- Acorn Montessori Charter School (79437)
- Agua Fria Union High School District (4289)
- Aguila Elementary District (4249)
- AIBT Non-Profit Charter High School - Phoenix (79053)
- AIBT Non-Profit Charter High School Inc. (449790)
- Ajo Unified District (4409)
- Akimel O Otham Pee Posh Charter School Inc. (5978)
- Akimel O'Otham Pee Posh Charter School Inc. (78966)
- Alhambra Elementary District (4280)
- All Aboard Charter School (79969)
- Allen-Cochran Enterprises Inc. (4347)
- Alpine Elementary District (4161)
- Altar Valley Elementary District (4418)
- American Basic Schools LLC (79215)
- American Charter Schools Foundation d.b.a. Alta Vi (80995)
- American Charter Schools Foundation d.b.a. Apache (79883)

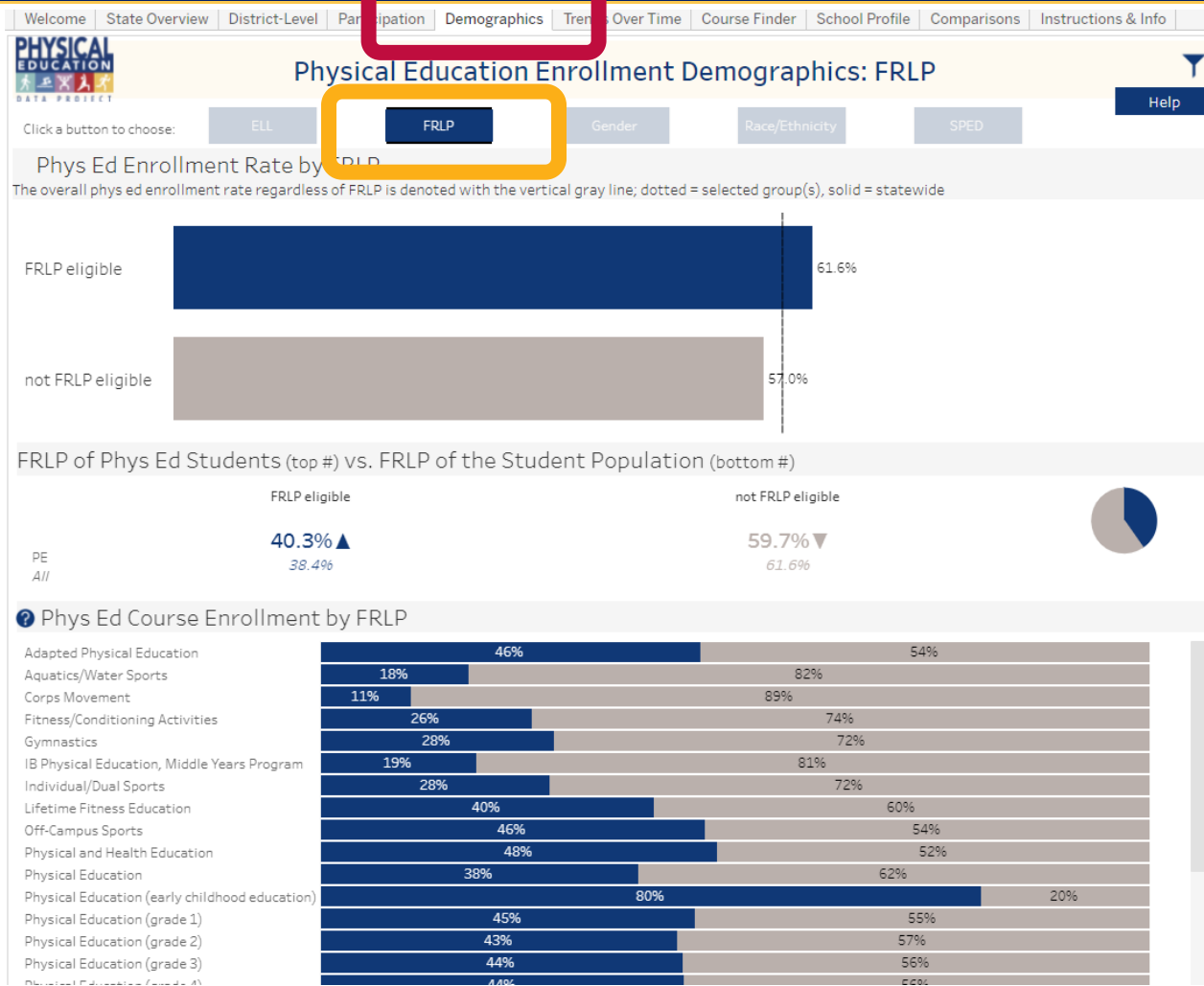
Theater **Dance** **Other**

HELP!



- Where can you go if you need help exploring the Dashboards?
- **Help Button**
- **Instructions and Info**

Physical Education Data Dashboard




- Click on the link provided in the chat
- Find the **Demographics** page
- Click on the **FRLP** button near the top of the page
- Click on the Filter button on the top right-hand corner and find your LEA
- Does the percentage that's showing reflect what is happening at your LEA?


Exploration Time!

Where could you go on either Dashboard to see if an LEA or school offers a specific course?

Where could you go on either Dashboard to see the number of students without access to Arts or Physical Education?



[This Photo](#) by Unknown Author is licensed under [CC BY](#)





LEA Reporting Toolkit

What if your LEA or school data isn't accurate?

**Well-Rounded Education
Data: LEA Reporting
Toolkit**

Using the Data to Drive Decisions



- How does the Well-Rounded Education Access Report inform your Title IV-A programming?
- How would you use the Well-Rounded Education Access Report data during your C.N.A. process?
- What stakeholders would benefit from the Well-Rounded Education Access Report data?

Exit Ticket

Please take a minute to answer one of these questions in the chat:

- **One key takeaway from this session is...**
- **One question that I have is...**



THANK YOU!



Title IV-A

Keri Schoeff – Safe and Healthy Students Specialist

Keri.Schoeff@azed.gov

(602)771-5718

Julie Weissberg– Title IV-A Arts Education Specialist

Julie.Weissberg@azed.gov

(602)542-5179

www.azed.gov/titleiv-a

TitleIV-A@azed.gov